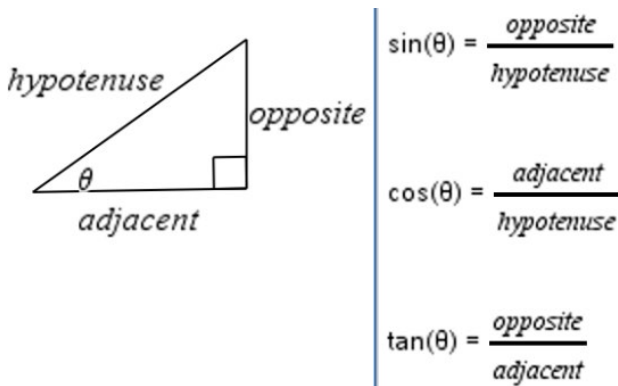


Gettin' Trig-y with Python: Trigonometry Ratios

In this lesson, you will write a program that generates a random sine, cosine or tangent ratio. It will ask the user to enter a different trigonometric ratio based on the given triangle information. It will evaluate the user's input. If the user's input is incorrect, give the correct ratio.



Objectives:

Programming Objectives:

- Use the input function and a variable to collect and store data from a user
- Use the randint function to generate triangle side lengths
- Use the randint function to determine sine, cosine, or tangent prompts
- Use if..elif..else statements to make decisions

Math Objectives:

- Use the Pythagorean Theorem to find missing triangle side lengths
- Use right triangle trigonometry ratios to solve problems

Math Course Connections: Geometry

For this project, you will write a program that generates a random sine, cosine or tangent ratio. It will ask the user to enter a different trigonometric ratio based on the given triangle information. It will evaluate the user's input. If the user's input is incorrect, it will give the correct ratio.

Problem 1 Prompt

```
Python Shell 5/5
>>>#Running trig_practice.py
>>>from trig_practice import *
Given: sin(theta) = 5 / 9
-----
cos(theta) =
|
```

Problem 2 Prompt

```
Python Shell 5/5
>>>#Running trig_practice.py
>>>from trig_practice import *
Given: tan(theta) = 8 / sqrt(17)
-----
cos(theta) =
```

```
Python Shell 7/7
>>>#Running trig_practice.py
>>>from trig_practice import *
Given: sin(theta) = 5 / 9
-----
cos(theta) = sqrt(56)/9
correct
>>>|
```

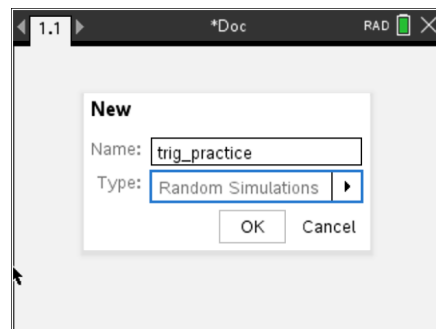
```
Python Shell 7/7
>>>#Running trig_practice.py
>>>from trig_practice import *
Given: tan(theta) = 8 / sqrt(17)
-----
cos(theta) = 8/7
Sorry: sqrt(17) / 9
>>>|
```

Correct answer was given.

Incorrect answer entered, gives the correct answer.

1. Start a new Python project. Name the project **trig_practice**.

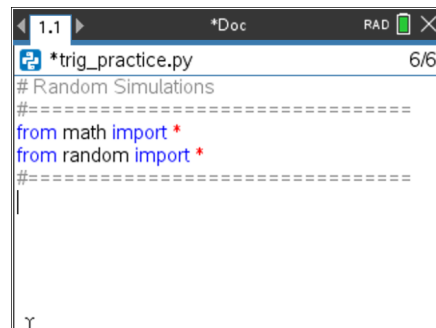
You are not allowed to use a space in the name of a project. Often, programmers will use an underscore to separate words variables and project names. They also use something called camel case, which does not include an underscore, instead it requires capitalizing the first letter of each word after the first word. In this case, trigPractice could be used to name the file.



This project will utilize the randint function to generate random integers. This requires the random library. Select **Random Simulations** as the type.

2. Make sure the random library was imported.

If you forgot to select **Random Sampling**, you can go to
Menu> Math> from math import*
Menu> Random> from random import*



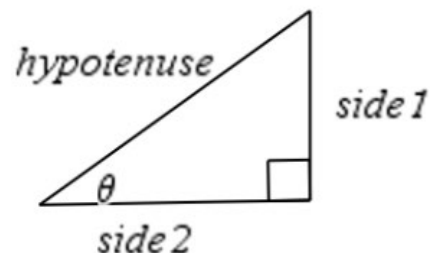
The comments, denoted by the # appear in light gray. These lines of code are optional. They do not affect how the program executes. Instead, they are notes to you, the programmer.

Comments are used to describe sections of code. This can be useful when debugging or modifying a program later. They help a programmer remember the purpose for different sections of code. These comments tell you the coder; this library is used for data sharing.

Teacher Tip: If students failed to initially include the ti_system library, step 2 will not add the three lines of comments. Students may add these lines or choose to leave them out. They do not affect the code's execution.

3. The project will generate two integer sides for a right triangle.
It will calculate the missing side.

What is the name of the formula than can be used to find the missing side of a right triangle?



What is the formula that can be used to find a missing side of a triangle given two sides?

- Using the Pythagorean theorem, $(side_1)^2 + (side_2)^2 = hypotenuse^2$, you will create random right triangle side lengths.

To mix up the measurements, 1/3 of the time the sides will be integers, 1/3 of the time side1 and the hypotenuse will be integers and the remaining time side2 and the hypotenuse will be integers.

You will use an **if..elif..else** statement to make find the three options.

```
If randint(1,3) == 1:
    #generate two integer side lengths
    #calculate the hypotenuse
elif randint(1,2) == 1:
    #generate opposite side and hypotenuse integers
    #calculate the adjacent side
else:
    #generate adjacent side and hypotenuse integers
    #calculate the opposite side
```

- Add a comment to document this section of code.

```
ctrl → t
#create sides
```

Add the if statement for the first option

Menu> Built-ins> Control> If..elif..else

```
*Trigonom... ios  RAD 13/13
*trig_practice.py
from math import *
from random import *
#=====
#create sides
if BooleanExpr:
  **block
elif BooleanExpr:
  **block
else:
  |**block
```

- The function `randint(1,3)` will generate numbers 1,2 and 3.
The function `randint(1,2)` will generate numbers 1 and 2.

Inside the first if statement, type

```
randint(1,3) == 1
```

Inside the elif statement type

```
randint(1,2) == 1
```

Menu> Random> randint

```
*Trigonom... ios  RAD 13/13
*trig_practice.py
from math import *
from random import *
#=====
#create sides
if randint(1,3)==1:
  **block
elif randint(1,2)==1:
  **block
else:
  |**block
```



Math Explorations with Python

TI-NSPIRE™ CX II TECHNOLOGY

- Use randint to generate integer side lengths from 1 to 10.
In the if statement generate the opposite (op) and adjacent (adj).

In the elif statement generate the hypotenuse (h) and opposite (op).
The hypotenuse needs to be larger than the opposite side.
Therefore, start the hypotenuse options one more than op.

In the else statement generate the hypotenuse (h) and the adjacent (adj).
The hypotenuse needs to be larger than the adjacent side.
Therefore, start the hypotenuse options one more than adj.

- Use the Pythagorean theorem,
 $(\text{opposite})^2 + (\text{side}_2)^2 = \text{hypotenuse}^2$
to find the missing side length for each part of the if..elif..else.

To take the square root, type `sqrt()` or **Menu> Math> Sqrt**

To square each side you can multiple the side by itself, such as

$$\text{adj} * \text{adj}$$

or use `**2` to square such as

$$\text{adj} ** 2$$

- Double check your equations.

Did you use:

$$h = \text{sqrt}(\text{op} ** 2 + \text{adj} ** 2)$$

$$\text{op} = \text{sqrt}(h ** 2 - \text{adj} ** 2)$$

$$\text{adj} = \text{sqrt}(h ** 2 - \text{op} ** 2)$$

- Right now the values for the side lengths are stored as integers.
For display purposes we will need a string copy.

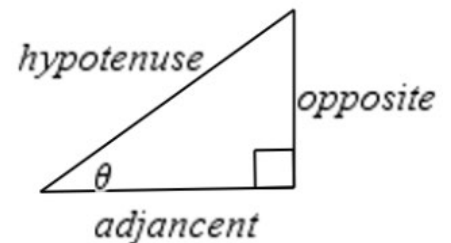
If the length is an integer, we will simply put `str()` around the value and save it under a different name.

GETTIN' TRIG-Y WITH PYTHON

TEACHER NOTES

```
*trig_practice.py 16/16
#create sides
if randint(1,3) == 1:
    op = randint(1,10)
    adj = randint(1,10)
elif randint(1,2) == 1:
    op = randint(1,9)
    h = randint(op+1,10)
else:
    adj = randint(1,9)
    h = randint(adj+1,10)
```

```
*trig_practice.py 19/19
op = randint(1,10)
adj = randint(1,10)
h = sqrt(op**2+adj**2)
elif randint(1,2) == 1:
    op = randint(1,9)
    h = randint(op+1,10)
    adj = sqrt(h**2-op**2)
else:
    adj = randint(1,9)
    h = randint(adj+1,10)
    op = sqrt(h**2-adj**2)
```



For example, in the first if statement you found and stored the value of the adjacent side using the formula:

```
adj=randint(1,10)
```

To make a display string you will type

```
adj1=str(adj)
```

If the length is a number with a square root, it most likely is an irrational number. Instead of displaying the value as an evaluated decimal value, we will get a little fancy. We will put the words "sqrt(" in front of the non-evaluated number.

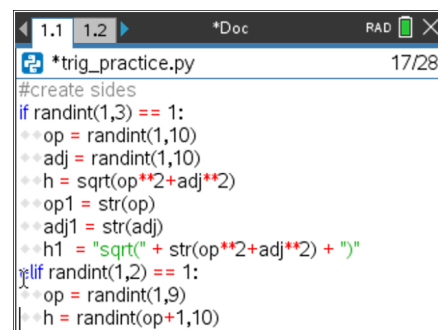
For example, in the first if statement you found and stored the value of the hypotenuse using the formula:

```
h=sqrt(op**2+adj*2)
```

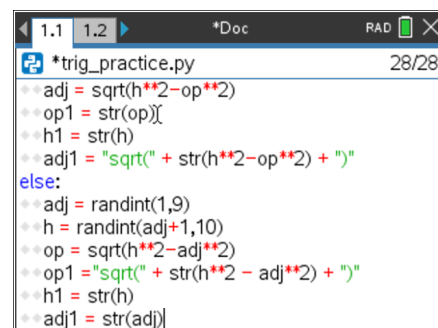
To make a display value you will type:

```
h1 = "sqrt(" + str(op**2+adj**2) + ")"
```

```
if randint(1,3)==1:
    op=randint(1,10)
    adj=randint(1,10)
    h=sqrt(op**2+adj*2)
    op1=str(op)
    adj1=str(adj)
    h1="sqr("+str(op**2+adj**2)+")"
elif randint(1,2)==1:
    h=randint(1,10)
    op=randint(1,10)
    adj=sqrt(h**2-op**2)
    h1=str(h)
    op1=str(op)
    adj1="sqr("+str(h**2-op**2)+")"
else:
    h=randint(1,10)
    adj=randint(1,10)
    op=sqrt(h**2-op**2)
    h1=str(h)
    adj1=str(adj)
    op1="sqr("+str(h**2-op**2)+")"
```



```
*trig_practice.py 17/28
#create sides
if randint(1,3) == 1:
    op = randint(1,10)
    adj = randint(1,10)
    h = sqrt(op**2+adj**2)
    op1 = str(op)
    adj1 = str(adj)
    h1 = "sqrt(" + str(op**2+adj**2) + ")"
elif randint(1,2) == 1:
    op = randint(1,9)
    h = randint(op+1,10)
```



```
*trig_practice.py 28/28
adj = sqrt(h**2-op**2)
op1 = str(op)
h1 = str(h)
adj1 = "sqrt(" + str(h**2-op**2) + ")"
else:
    adj = randint(1,9)
    h = randint(adj+1,10)
    op = sqrt(h**2-adj**2)
    op1 = "sqrt(" + str(h**2 - adj**2) + ")"
    h1 = str(h)
    adj1 = str(adj)
```

Math Explorations with Python

TI-NSPIRE™ CX II TECHNOLOGY

11. Let's check your code so far. In large projects such as this one, programmers execute the code often to check for errors.

Add three print lines to display the three display values.

Make sure the print lines are **NOT INDENTED**.

Menu> Built-ins> I/O> print

```
print(h1)
print(op1)
print(adj1)
```

Execute the program multiple times. **Ctrl → r**

Each time only one value should have sqrt() displayed.

12. Remove the three print lines.

This app should let you practice three different trig functions.

For example, it might give

the ratio for $\sin(\theta)$ and ask the user to find the ratio for $\tan(\theta)$

or

the ratio for $\cos(\theta)$ and ask the user to find the ratio for $\sin(\theta)$

There are three choices for the given function and three for the function to find.

given = randint(1,3)

find = randint(1,3)

GETTIN' TRIG-Y WITH PYTHON

TEACHER NOTES

```
*trig_practice.py 32/32
else:
  adj = randint(1,9)
  h = randint(adj+1,10)
  op = sqrt(h**2-adj**2)
  op1 = "sqrt(" + str(h**2 - adj**2) + ")"
  h1 = str(h)
  adj1 = str(adj)

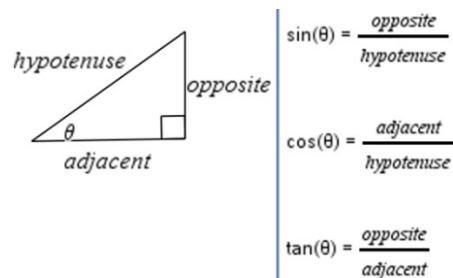
print(h1)
print(op1)
print(adj1)
```

Sample Runs:

```
Python Shell 22/22
sqr(85)
6
7
>>>
>>>#Running trig_practice.py
>>>from trig_practice import *
7
5
sqr(24)
>>>
>>>|
```

The first time h1 is a square root.

The second time adj1 is a square root.



```
*trig_practice.py 31/31
adj1 = "sqrt(" + str(h**2-op**2) + ")"
else:
  adj = randint(1,9)
  h = randint(adj+1,10)
  op = sqrt(h**2-adj**2)
  op1 = "sqrt(" + str(h**2 - adj**2) + ")"
  h1 = str(h)
  adj1 = str(adj)

given=randint(1,3)
find=randint(1,3)|
```



Math Explorations with Python

TI-NSPIRE™ CX II TECHNOLOGY

13. It is highly likely (1/3) that the variable to find matches the given variable.

To fix this, add a while loop that will continually generate the find until while the find matches the given.

```
while find == given:
    find=randint(1,3)
```

Menu> Built-ins> Control> while

Make sure to use == to check if they match.

14. If the given is a 1, display the ratio for sin(θ).
If the given is a 2, display the ratio for cos(θ).
If the given is a 3, display the ratio for tan(θ).
Outside the if statement print "-----"

```
if given == 1:
    print("Given: sin(θ) =",op1,"/",h1)
elif given == 2:
    print("Given: cos(θ) =",adj1,"/",h1)
else:
    print("Given: tan(θ) =",op1,"/",adj1)
print("-----")
```

15. A similar if..elif..else statement will print the ratio to find, retrieve the user's result **AND** determine if the user is correct.

To start let's display the question.

```
if find == 1:
    ans=eval(input("sin(θ) = "))
elif find == 2:
    ans=eval(input("cos(θ) = "))
else:
    ans=eval(input("tan(θ) = "))
```

GETTIN' TRIG-Y WITH PYTHON

TEACHER NOTES

```
*trig_practice.py 33/33
adj = randint(1,9)
h = randint(adj+1,10)
op = sqrt(h**2-adj**2)
op1 = "sqrt(" + str(h**2 - adj**2) + ")"
h1 = str(h)
adj1 = str(adj)

given=randint(1,3)
find=randint(1,3)
while find==given:
    find=randint(1,3)
```

```
*trig_practice.py 41/41
find=randint(1,3)
while find==given:
    find=randint(1,3)

if given == 1:
    print("Given: sin(θ) =",op1,"/",h1)
elif given == 2:
    print("Given: cos(θ) =",adj1,"/",h1)
else:
    print("Given: tan(θ) =",op1,"/",adj1)
print("-----")
```

```
*trig_practice.py 48/48
print("Given: cos(θ) =",adj1,"/",h1)
else:
    print("Given: tan(θ) =",op1,"/",adj1)
print("-----")

if find == 1:
    ans=eval(input("sin(θ) = "))
elif find == 2:
    ans=eval(input("cos(θ) = "))
else:
    ans=eval(input("tan(θ) = "))
```

16. Now, compare the entered answer to the correct answer.

For example, if find = 1, compare the answer to sin(θ).

We need to know if ans == op/h.

Because the answer is stored as a float (decimal), and op/h evaluates to a decimal, it is possible to have a round-off error when comparing. To fix this, we will check to see if the difference between the answer and op/h is less than 0.00001.

```
if abs(ans - op/h) < 0.00001:
```

```
    print("correct")
```

```
else:
```

```
    print("Sorry",op1,"/",h1)
```

17. Execute your program. `ctr →r`

Sample 1

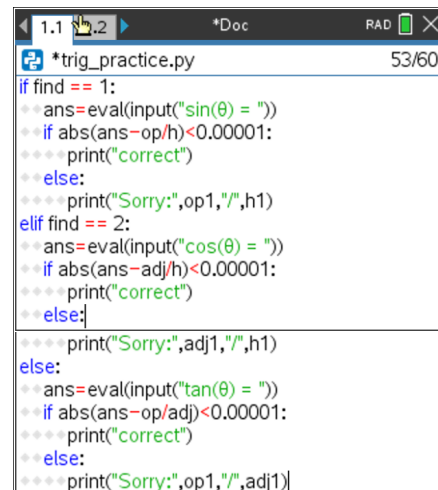
$$\tan(\theta) = \frac{8}{\sqrt{17}} = \frac{\text{opposite}}{\text{adjacent}}$$

$$\text{opposite}^2 + \text{adjacent}^2 = \text{hypotenuse}^2$$

$$8^2 + \sqrt{17}^2 = \text{hypotenuse}^2$$

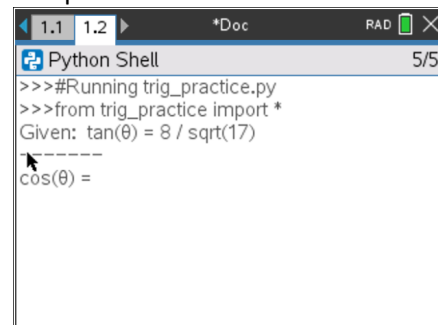
$$\text{hypotenuse} = \sqrt{81} = 9$$

$$\cos(\theta) = \frac{\text{adjacent}}{\text{hypotenuse}} = \frac{\sqrt{17}}{9}$$



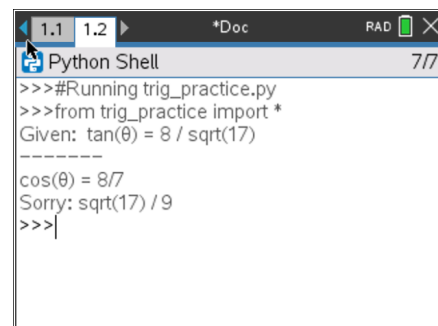
```
*trig_practice.py 53/60
if find == 1:
    ans=eval(input("sin(θ) = "))
    if abs(ans-op/h)<0.00001:
        print("correct")
    else:
        print("Sorry:",op1,"/",h1)
elif find == 2:
    ans=eval(input("cos(θ) = "))
    if abs(ans-adj/h)<0.00001:
        print("correct")
    else:
        print("Sorry:",adj1,"/",h1)
else:
    ans=eval(input("tan(θ) = "))
    if abs(ans-op/adj)<0.00001:
        print("correct")
    else:
        print("Sorry:",op1,"/",adj1)
```

Sample 1



```
Python Shell 5/5
>>>#Running trig_practice.py
>>>from trig_practice import *
Given: tan(θ) = 8 / sqrt(17)
-----
cos(θ) =
```

Entered 8/7 incorrect answer



```
Python Shell 7/7
>>>#Running trig_practice.py
>>>from trig_practice import *
Given: tan(θ) = 8 / sqrt(17)
-----
cos(θ) = 8/7
Sorry: sqrt(17) / 9
>>>|
```


Math Explorations with Python

TI-NSPIRE™ CX II TECHNOLOGY

Sample 2

$$\sin(\theta) = \frac{5}{9} = \frac{\textit{opposite}}{\textit{hypotenuse}}$$

$$\textit{opposite}^2 + \textit{adjacent}^2 = \textit{hypotenuse}^2$$

$$5^2 + \textit{adjacent}^2 = 9^2$$

$$\textit{adjacent}^2 = 56$$

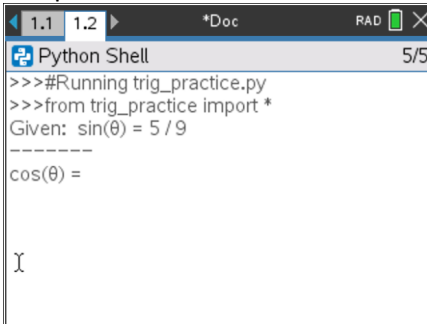
$$\textit{adjacent} = \text{sqrt}(56)$$

$$\cos(\theta) = \frac{\textit{adjacent}}{\textit{hypotenuse}} = \frac{\text{sqrt}(56)}{9}$$

GETTIN' TRIG-Y WITH PYTHON

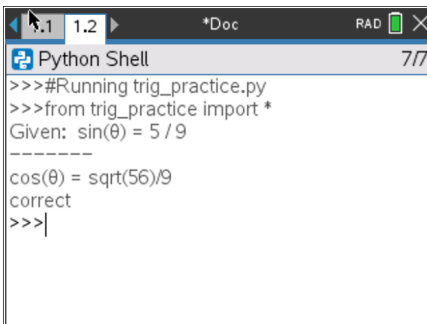
TEACHER NOTES

Sample 2



```
Python Shell 5/5
>>>#Running trig_practice.py
>>>from trig_practice import *
Given: sin(θ) = 5 / 9
-----
cos(θ) =

|
```



```
Python Shell 7/7
>>>#Running trig_practice.py
>>>from trig_practice import *
Given: sin(θ) = 5 / 9
-----
cos(θ) = sqrt(56)/9
correct
>>>|
```

18. Now that you have a trigonometry practice app, can you answer 5 questions in a row correctly?

Can you get 10 in a row correct? Go on, Get Trig-y with it!